





---

			2004 6 1
	7,500		
	22 806		33 6 7 99 1 18
	C39		
			021-56484208

EMI IP



5G

5G

5G

5G

5G



---

		<b>3</b>	
			45°
		“ 85” -40 ~120	2,000h

EMI IP

**1**

4

7		<p>1</p> <p style="text-align: center;">30W/m·K 10<sup>13</sup> ·cm</p> <p>2</p> <p style="text-align: center;">S P N</p> <p>3</p> <p style="text-align: center;">TGEL</p> <p style="text-align: center;">0.5mm~3.0mm</p> <p style="text-align: center;">-45 ~125 85% 85</p> <p>4</p> <p style="text-align: center;">Shore OO 20</p> <p style="text-align: right;">K 12W/m·K 9W/m·K</p> <p style="text-align: right;">95%</p> <p style="text-align: right;">1,000</p>
8		<p style="text-align: center;">K</p> <p>1</p> <p style="text-align: center;">Z</p> <p>2</p> <p style="text-align: center;">30W/m·K</p> <p style="text-align: right;">95%</p> <p style="text-align: center;">shore 00 60</p>

1

2022 6 30

55

13.82%

3

1					1965.11
2					1981.05
3					1983.05

2

2019-2021

19.19%

	2022 1-6	2021	2020	2019
	1,302.30	2,797.92	2,125.58	1,969.61
	17,375.38	37,220.63	30,696.67	27,006.07
	<b>7.50%</b>	<b>7.52%</b>	<b>6.92%</b>	<b>7.29%</b>

3

2022 8 31

43

182

	2022 1-6	2021	2020	2019
	16,007.62	33,854.94	27,573.76	24,152.97
	17,023.69	36,328.57	30,016.07	26,546.04
	<b>94.03%</b>	<b>93.19%</b>	<b>91.86%</b>	<b>90.99%</b>

÷

\*100%

---



**2**

**3**

**2**

**1**

		67.92%	61.04%	53.66%
48.13%		18.24%	26.85%	25.61%
29.96%	80%			



**2 5G**

Sub-6Ghz

5G

5G

2019-2022

6

25% 28%

5G

**3**

**4**

**5**

2020 2 3

---

	2020	4	2020
	8,219.26	82.23%	3.95%
			2022 3-5

	4,749.26	2021
6	32.87%	
		58%

/EMS Ä

---

“ ”

“ ”

8

9 4G

		4G	2014-2022	6	4G
	22,293.42	24,393.06	22,753.42		12,507.33
9,576.01	5,569.20	4,222.79	3,837.77		1,198.46
	4G	2016		4G	

10

2014-2022

		2014-2022	6	
26,800.53	30,200.77	31,904.46	25,123.58	25,401.58
26,546.04	30,016.07	36,328.57	17,023.69	
	5G		4G	
	5G			

5G

---

**11**

	2014-2022	6		5,752.60
7,636.74	8,867.51	5,290.53	6,029.14	5,135.30
6,936.72	7,011.60	2,755.20	4G	2014-2016
		4G-5G	2017-2018	

**3**

**1**

			1,580.70		1,636.74		2,505.92		
1,334.17	2019	12	31	2020	12	31	2021	12	31
	2022	6	30						-1.62%
6.69%	2.59%	-5.00%							
	2019		2020		2021		2022	1-6	
			-97.77		443.68		197.13		-523.55

**2**

**3**

46.98%

---

46.98% 52.91% 42.24% 38.62%

---

5

1

2

38%

73.60%

6

	A		
	1.00		
	2,500		25%





601162 IPO  
600146 IPO  
IPO 600342  
002023  
002616 600980  
600103 603661 IPO  
300098 IPO 002616 IPO  
603686 IPO 300833 IPO  
600109  
300578  
600342

12

837633 IPO





---

63,668,953.34

6,000

3

**2**

2022

0017986

**3**

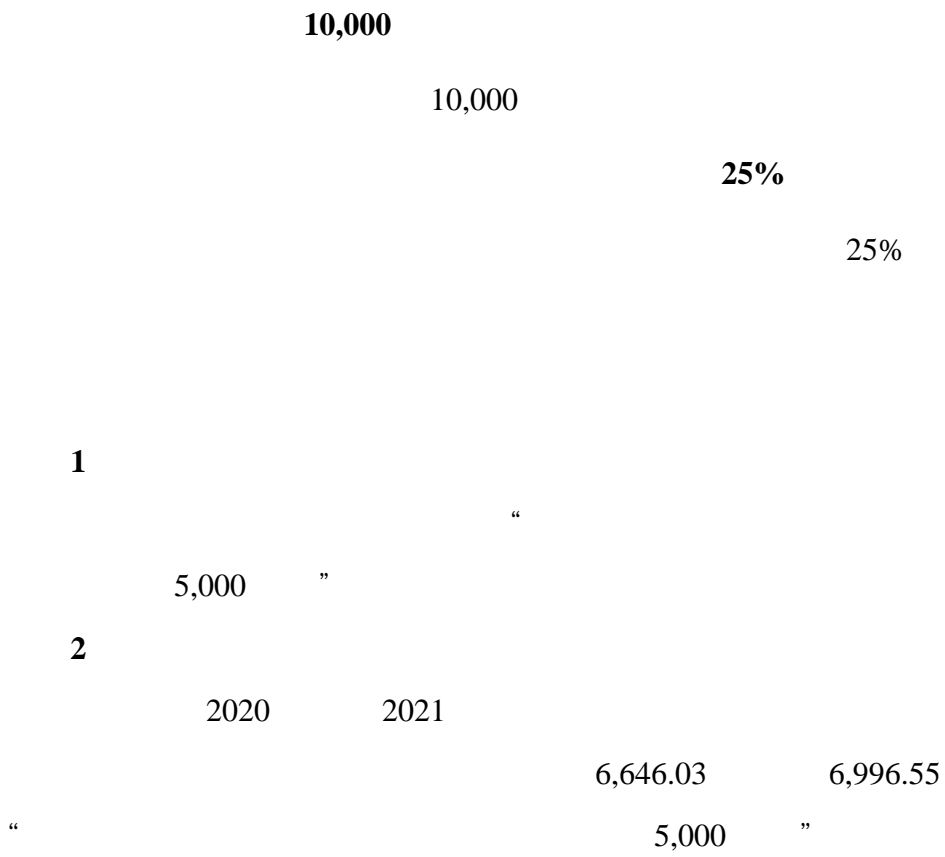
2022 0011683

“


2022 6 30

”

**4**







7


1



15

2

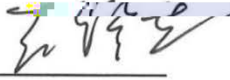


(此页无正文, 为《兴业证券股份有限公司关于上海阿基米德科技股份有限公司首次公开发行股票并在创业板上市之上市保荐书》签字盖章页)


项目协办人:   
李立鸿

保荐代表人:    
陈全 温国山

内核负责人:   
石军

保荐业务负责人:   
孔祥杰

法定代表人:   
杨华辉



兴业证券股份有限公司

2023 年 1 月 16 日